

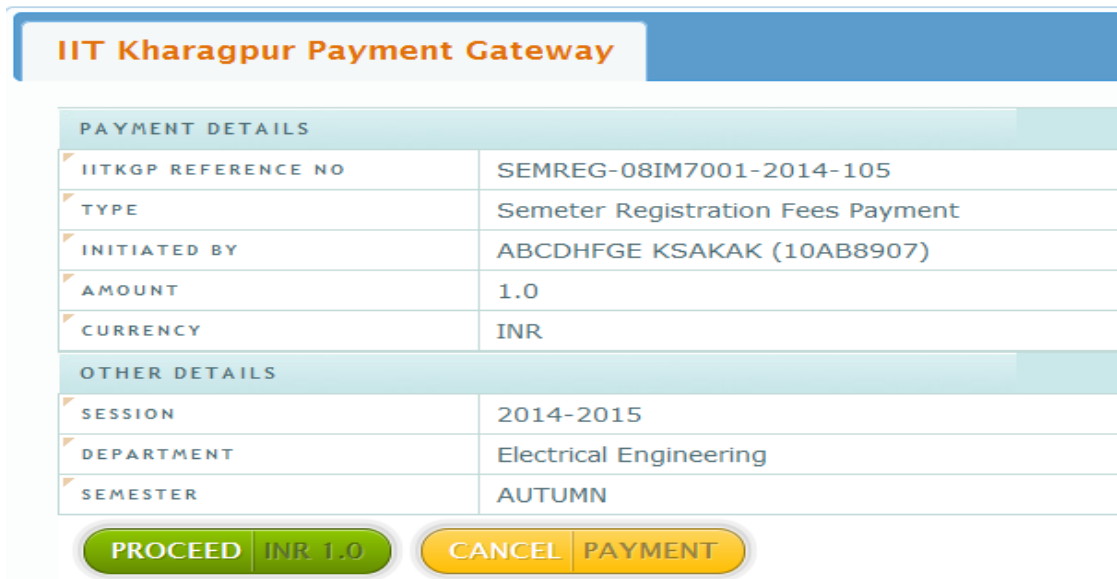
Application and Payment procedure for CEP Events (if applicable)

Candidates shall apply for chosen events by clicking APPLY NOW against the available programs at <https://erp.iitkgp.ac.in/CEP/secure/courses.htm> .

Once short listed for the event/course the candidate receives an email for making fee payment(if applicable) from ERP System, IIT Kharagpur. He/She is redirected to IIT Kharagpur Payment Gateway page by clicking on the Fee Payment option after login at <https://erp.iitkgp.ac.in/CEP/secure/courses.htm> .

A. Fee Payment

1) Click on the button “Pay Fees”. You will be redirected to IIT Kharagpur Payment Gateway page.

























The screenshot displays the 'IIT Kharagpur Payment Gateway' interface. It features a header with the title 'IIT Kharagpur Payment Gateway'. Below the header, there are two main sections: 'PAYMENT DETAILS' and 'OTHER DETAILS'. The 'PAYMENT DETAILS' section includes fields for 'IITKGP REFERENCE NO' (SEMREG-08IM7001-2014-105), 'TYPE' (Semeter Registration Fees Payment), 'INITIATED BY' (ABCDHFGE KSAKAK (10AB8907)), 'AMOUNT' (1.0), and 'CURRENCY' (INR). The 'OTHER DETAILS' section includes fields for 'SESSION' (2014-2015), 'DEPARTMENT' (Electrical Engineering), and 'SEMESTER' (AUTUMN). At the bottom of the form, there are two buttons: a green 'PROCEED' button with 'INR 1.0' next to it, and a yellow 'CANCEL PAYMENT' button.

PAYMENT DETAILS	
IITKGP REFERENCE NO	SEMREG-08IM7001-2014-105
TYPE	Semeter Registration Fees Payment
INITIATED BY	ABCDHFGE KSAKAK (10AB8907)
AMOUNT	1.0
CURRENCY	INR

OTHER DETAILS	
SESSION	2014-2015
DEPARTMENT	Electrical Engineering
SEMESTER	AUTUMN

PROCEED INR 1.0 **CANCEL** PAYMENT

2) Check the details shown and click on **Proceed**. You will be redirected to State Bank of India MOPS facility (SBIMOPS).

NET BANKING	CARD PAYMENTS
 State Bank of India <i>With you - all the way</i> Bank Charges: Nil 	 State Bank ATM-cum-Debit Card Bank Charges: 11.0 
 State Bank of Bikaner and Jaipur <i>The Bank with a vision</i> Bank Charges: Nil 	 Other Banks Debit Cards Bank Charges: 11.0 
 State Bank of Hyderabad <i>You Can Always Bank on Us</i> Bank Charges: Nil 	 Credit Cards Bank Charges: 0.02 
 State Bank of Mysore <i>Working for a better tomorrow</i> Bank Charges: Nil 	OTHER PAYMENT MODES
 State Bank of Patiala <i>With You Everyday Every Inch of The Way</i> Bank Charges: Nil 	 SBI BRANCH Bank Charges: 50.0 
 State Bank of Travancore <i>A Long Tradition of Trust</i> Bank Charges: Nil 	 Other Banks Internet Banking Bank Charges: 15.0 

[Click here to abort this transaction and return to the IIT Kharagpur semester fee site.](#)

3) Choose the mode of payment and proceed as per instructions.

4) After successful payment through SBI MOPS click on “**Click here to return to IIT Kharagpur e-Transaction**”. This ensures redirection to the page from where payment has been initiated, and subsequently updating payment status. In some cases successful payment status may not be updated immediately due to some technical reasons. The status would be updated within two hours (from the time of realization of payment in IITKGP account) in such cases. The status of branch payment will be updated within two hours of payment.

If transaction fails due to some technical reason and amount is debited from your account, please do not pay again. Kindly wait for the last transaction to be settled. It can be refunded to you or credited to IITKGP account.